

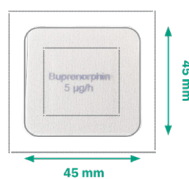
Rebrikel® (buprenorphine) Transdermal Patches

Information for patients who have been prescribed Rebrikel®

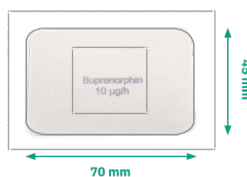
Rebrikel® is available in three strengths

Your doctor will decide which strength to prescribe for you. See below for details of available strengths, and pictures of the packs and patches:


5µg/h



10µg/h



20µg/h



How to take Rebrikel® Transdermal Patches

This is a summary, please read the Patient Leaflet inside your pack for full instructions.

1

Prepare the skin

Make sure your skin is completely clean, dry and cool before you put the patch on.

2

Open the Sachet

The Rebrikel® patches are individually sealed. Cut the pouch along the sealed edge with scissors. Be careful not to damage the patch with the scissors. The sticky side of the patch is covered with a silvery protective foil. Carefully peel off half the foil. Try not to touch the sticky part of the patch.



3

Peel and press

Stick the patch on to the area of skin you have chosen and remove the remaining foil. Press the patch against your skin with the palm of your hand and count slowly to 30.

4

Disposing of the patch

As soon as you take the patch off, fold it firmly in half so that the sticky side sticks to itself. Put the patch back in the sachet and dispose of as instructed by your pharmacist.

Why has my prescription changed to Rebrikel® Transdermal Patches?

Rebrikel® is a brand of buprenorphine transdermal patches. This means that a Rebrikel® patch contains the same medicine and is used to treat the same medical conditions as the original brand (BuTrans®), and also other brands of buprenorphine patches.

Different brands to the original one (BuTrans®) have the same strong painkilling effect.

Using and changing patches

There is enough medicine in each patch to last 7 days. You should change your patch every 7 days, unless your doctor has told you otherwise.

When changing your Rebrikel® Transdermal Patch, please remember:

- Always remove the old patch before applying the new one.
- Always change your patch at the same time of day
- If you are using more than one patch, change all your patches at the same time.
- Make a note of the day, date and time you apply a patch, to remind you when you need to change your Rebrikel® patch.
- Do not expose the patch to extreme heat as this may lead to larger quantities of the active ingredient being absorbed into the blood than normal.
- In the unlikely event that your patch falls off before it needs changing, do not use the same patch again.

Packs and patches shown are not to size or scale - for illustrative purposes only

Please read the Patient Leaflet inside your pack before you start using this medicine. If you have any further questions, please ask your doctor, pharmacist or nurse.
Date of preparation: March 2025. Reference: 000737202.

Adverse events should be reported. Reporting forms and information can be found at www.mhra.gov.uk/yellowcard.
Adverse events should also be reported to Zentiva via email to UKmedinfo@zentiva.com or via phone on 0800 090 2408.